

Pop for Letters Game

알파벳 팝콘게임

 LR(8431)

※ 본 워크지에 사용된 상품사진과 콘텐츠는 저작권법 98조에 의거해 보호를 받고 있습니다.



보약처방전

보약처방전 - 알파벳팝콘게임 LR(8431)

펴낸 곳 한국청소년창의체험문화협회

주소 경기도 하남시 미사강변한강로155 SKV1센터 1동(지식산업센터) 530호 한국청소년창의체험문화협회

전화 02-596-8840 팩스 02-594-8841

홈페이지 www.kacea.co.kr

- ※ 본 보약처방전 활동지의 저작권은 한국청소년창의체험문화협회에 있습니다.
- ※ 신저작권법에 의해 한국 내에서 보호를 받는 저작물이므로 무단 전재와 무단 복제를 금합니다.

Pop for Letters Game

알파벳 팝콘게임 LR(8431)



알파벳 팝콘게임 구성

- 대문자 알파벳 타일 40개 · 소문자 알파벳 타일 52개 · POP! 타일 8개

알파벳 팝콘게임을 만나고 우리 아이 영어문장 읽기가 수월해집니다.
영어에 흥미 높이는 가장 쉬운 방법

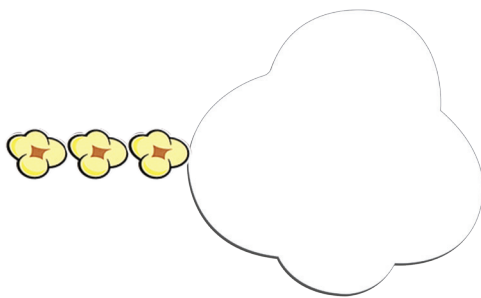



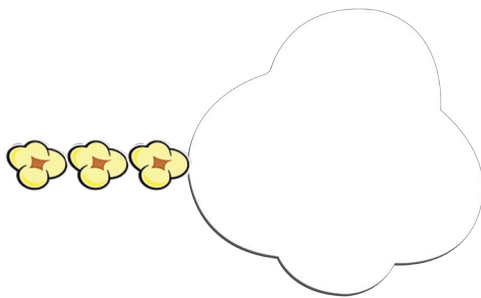



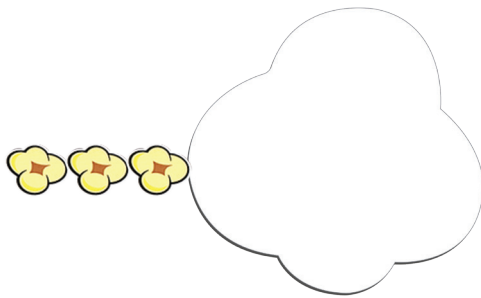



알파벳 갯수


A2/B2/ C1/D2/E2/F1/G2/H2/I2/J2/K2/L4/M2/N2/
 O1/P2/Q1/R2/S1/T1/U1/V1/W1/X1/Y1/Z1

a2/b2/ c2/d2/e2/f2/g2/h2/i2/j2/k2/l2/m2/n2/o2/
 p2/q2/r2/s2/t2/u2/v2/w2/x2/y2/z2

< 알파벳 열차를 만들어 볼까요? >

- 알파벳 노래와 함께 알파벳 기차를 만들어볼까요?
- 대문자의 열차와 소문자열차 만들러 다함께 뿌뿌~ 알파벳과 더 친근해집니다.



















The image shows a worksheet for a letter game. It consists of three rows of cloud-shaped boxes. The first row has four boxes; the first contains the letter 'D' in blue, the second contains 'E' in red, and the last two are empty. The second and third rows each have four empty boxes. Each row is connected to the left edge by a string of popcorn.



< 알파벳 열차를 만들어 볼까요? 2 >

- 알파벳 노래와 함께 알파벳 기차를 만들어볼까요?
- 대문자의 열차와 소문자열차 만들러 다함께 뿌뿌~ 알파벳과 더 친근해집니다.





Three rows of cloud-shaped boxes for a letter game. The first row contains the letters 'd' and 'e' in blue and red respectively, followed by two empty boxes. The second and third rows each contain four empty boxes. Each row is connected to the left edge by a string of popcorn.



<알파벳 빙고게임!>





알파벳 타일을 무작위로 뽑아 빙고놀이를 해볼까요?

1. 무작위로 알파벳 타일을 뽑아 3x3 또는 4x4 빙고를 만듭니다. (학습수준에 따라 배열과 난이도를 조절합니다.)
2. 자기의 차례에 본인 빙고판의 알파벳 타일 1개를 읽습니다.
3. 읽힌 알파벳은 팝콘 모양으로 뒤집어 표시합니다. 1줄이 되면 1빙고가 됩니다.

<알파벳 빙고게임!>

알파벳 타일을 무작위로 뽑아 빙고놀이를 해볼까요?


1. 무작위로 알파벳 타일을 뽑아 3x3 또는 4x4 빙고를 만듭니다. (학습수준에 따라 배열과 난이도를 조절합니다.)
2. 자기의 차례에 본인 빙고판의 알파벳 타일 1개를 읽습니다.
3. 읽힌 알파벳은 팝콘 모양으로 뒤집어 표시합니다. 1줄이 되면 1빙고가 됩니다.




< 간단한 단어를 만들어 볼까요? >

교육부에서 지정한 초등학교 필수 영단어 중 학교에서 볼 수 있는 영단어들을 알파벳 타일을 찾아 완성해봅시다.


<버스>




<시계>




<책상>



<친구>



<학교>



정답 : Bus / Clock / Desk / Friend / School

< CVC (자음+모음+자음) 영어단어 만들기 >


사이트워드 팝콘게임(LR8430)와 알파벳 팝콘게임(LR8431)을 함께 사용해볼까요? 제시된 단어는 교육부에서 지정한 초등학교 필수 영단어입니다. 2글자로 이루어진 사이트워드 타일 앞에 알파벳 팝콘게임을 찾아주세요.




<고양이>



<보트>



<보트>



<컵>



<스프>



정답 : Cat / Boat / Dream / Cup / Soup